

Ready for Letters and Numbers

	My Letters	My Numbers
1 page 2	Tracing and forming letters <i>a, b, c</i>	<i>1, 2, 3, 4, 5, 6</i>
2 page 8	Tracing and forming letters <i>d, e, f</i>	<i>7, 8, 9, 10</i>
3 page 14	Tracing and forming letters <i>g, h, i</i>	<i>11, 12</i>
4 page 20	Tracing and forming letters <i>j, k, l</i>	<i>11, 12, 13</i>
5 page 26	Tracing and forming letters <i>m, n, o</i>	<i>13, 14</i>

	My Letters	My Numbers
6 page 32	Tracing and forming letters <i>p, q, r</i>	Numbers 1 to 14
7 page 38	Tracing and forming letters <i>s, t, u</i>	15, 16
8 page 44	Tracing and forming letters <i>v, w, x</i>	17, 18
9 page 50	Tracing and forming letters <i>y and z</i> Review of the alphabet	19, 20

 Trace.  Write.  Color.



Children trace and write the letters with different colored pencils. Finally, they color the apple.



a

a

a

a

a

a

a

a

 Trace.  Write.  Paint.



Children trace and write the letters with different colored pencils. Finally, they finger-point the letter and the boy. Alternatively, children can color the letter and the boy with crayons.



 Trace.  Write.  Color.





Children trace and write the letters with different colored pencils. Finally, they color the letter and the clouds.



123 Count.  Trace.  Color.



Children name the types of weather (sunny, snowy) and count the objects. Then they trace the numbers with different colored pencils. Finally, children color the objects.



123 Count.  Trace.  Color.



Children count the umbrellas and the boots. Then they trace a line from the number 3 to the three umbrellas. Repeat the procedure with the number 4. Finally, they trace the numbers and color the pictures with colored crayons.

3 → - - - - - ●



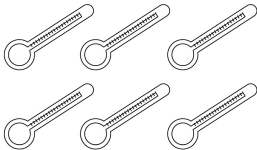
4 → - - - - - ●



123 Count.  Trace.  Color.



Children count the gusts of wind and trace the number 5. Repeat the procedure for the thermometers and the number 6. Finally, children color the gusts of wind and the thermometers.



 Color.  Trace.  Write.



Children color the pictures for the words that start with the letter "d." Then they trace and write the letters with different colored pencils.



daddy



dog



apple

d

d

d

d

d

d

d

d

 Color.  Trace.  Write.



Children identify and color the letters "e." Then they color the egg. Finally, they trace and write the letters with different colored pencils.

